

Pesach Fun Sheets

By Hadassah Lengler


Grade Level: Elementary, Middle School

Description:

Six Pesach-related fun sheets that are both educational and fun. Activities include coloring, drawing, finding the hidden chametz, connecting the dots, unscrambling words and a dots-and-boxes game. These sheets are great to have on hand during the pre-Pesach season for students who finish their work early. Alternatively, the sheets can be gifted to students before vacation to enjoy over their Pesach break.

Materials Needed:


- Coloring supplies
- Pencil
- Eraser





Can you help this
family do
Bedikas Chametz?



x 10

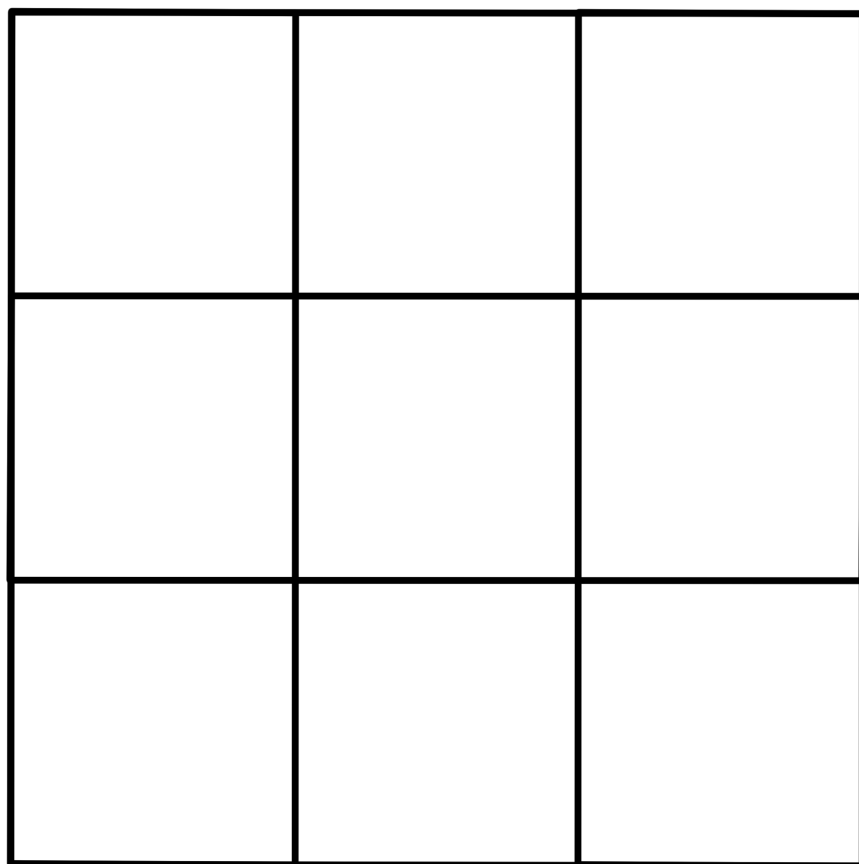
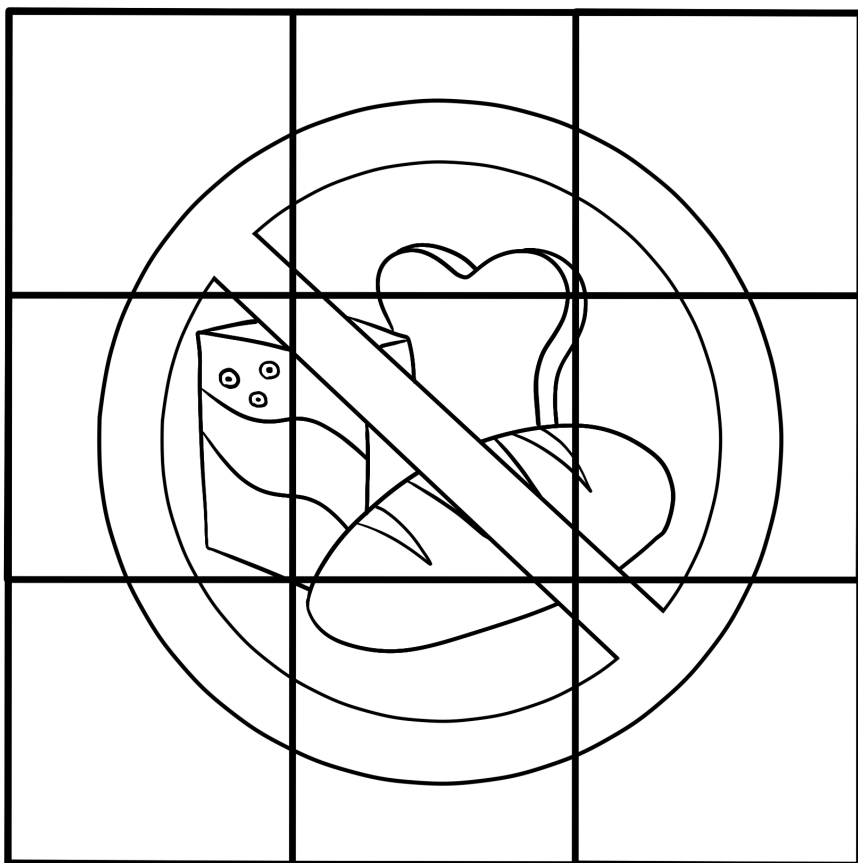


Oh no! There are so many little lice on this page! but that's okay! We can play dots and lines with them!



How to play: Take turns connecting two dots together with a line. Every additional line must be connected to a dot that already has a line connected to it. When a player completes and creates a square, they get to put their initial in it and draw another line. The player with the most squares initialed at the end, wins!

Use the grid to copy the "NO CHAMETZ" sign.
You need more than one around the house!



How many Pesach words can YOU unscramble?



kerasdns _____

elic _____



lodbo _____



rofgs _____



culots _____



ilha _____



shome _____



loibs _____



hraoan _____

rahopa _____



Connect the Dots

